

Low Rise Step Lift

LR800 / LR900 / LR1100






The Wessex LR Series is the ultimate in low rise lifting solutions.

Building on an impressive pedigree spanning over four decades of design innovation, the LR Series encapsulates the qualities embedded in every Wessex Lift.

Robust
Simple
Aesthetic

Flexible
Stylish
Creative



5 year Anti-corrosion Warranty


Standard Options



High Specification Controls




Manual / Power Gates




Travelling Barrier




Bridging System




Glass Infill Panel




Full Height Side Panels



Special Colors and Finishes



Special Floor Covering



Key Switched Controls

Technical Specification

Standard Specifications	LR800	LR900	LR1100
Platform Safety Edges	✓	✓	✓
24v Controls	✓	✓	✓
Battery Back Up	✓	✓	✓
Emergency Manual Lowering	✓	✓	✓
Suitable for External Application	✓	✓	✓
Maximum Threshold Height Inches	39	39	39
Safe Working Load lbs	661	661	661
Usable Platform Dimensions Inches	57 x 31	57 x 35	57 x 43
Lift Footprint Dimensions Inches (add 2 inches to length if installed with gate option)	58 x 39	58 x 43	58 x 51
Lift Footprint Dimensions With Ramp Down Inches (add 2 inches to length if installed with gate option)	74 x 40	74 x 43	54 x 51
Lift Speed Feet per Minute	5	5	5
Lift Closed Height Inches	3	3	3
Ramp Gradient	1:6	1:6	1:6



Range

Under the surface, the Wessex LR range embodies over four decades of design innovation. A twin hydraulic cylinder configuration together with a full width scissor arrangement all combine to give strength and stability.

On the outside, a Bleu Sable architectural powder coat finish provides excellent exterior durability and color retention. However, good design is not all about appearance; it is also about function, and with the Wessex LR functionality has never looked so good.

Customer Care

At Wessex Lifts, what matters is total Customer care and attention.

Our North American Dealers are carefully chosen to install our products and, more importantly, to ensure that you receive an after sales service second to none. We strive to ensure that they share our ethos and that they work to the highest standards. Naturally, all of our dealers follow a rigorous training program and are supported at all times by a dedicated Wessex team.



Other lifts available from the Wessex range



Wessex Lift Co. Ltd
Budds Lane, Romsey,
Hampshire, SO51 0HA

Tel: (877) 888-9146
info@wessexlifts.com

www.wessexelevators.com

British Design & Manufacture



Ref LR00 7502
Issue H
Language EN-US